

# St. George and St. Teresa Catholic Primary School



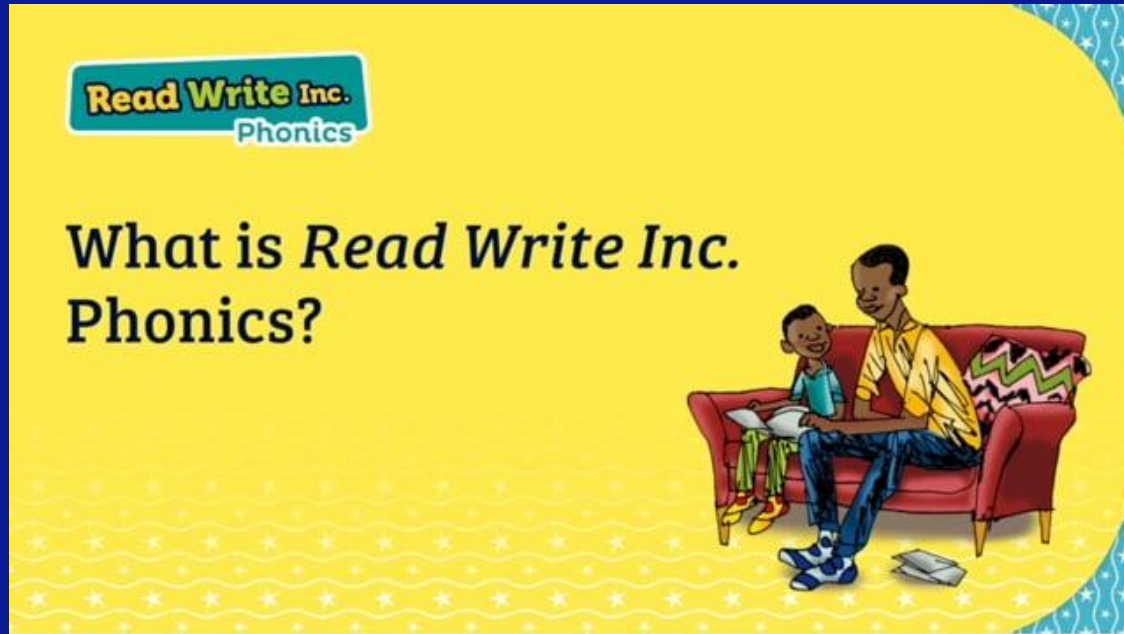
Parents Phonic Workshop  
21<sup>st</sup> March 2023



Our Vision at St George and St Teresa is that every child becomes a reader and loves reading



# What is Read Write Inc. Phonics?



<https://schools.ruthmiskin.com/training/units/56>

# What is Phonics?

- ❖ Phonics - the sounds that our alphabet represent.
- ❖ We have 26 letters, 44 sounds and 150+ ways of writing those sounds!!
- ❖ It is the most difficult language to crack!
- ❖ We need to make sure our children learn these sounds quickly and that they are embedded. The best way to do that is have fun learning, but also repeat, practise and repeat again and again and again!

# Simple Speed Sounds Chart

Simple Speed Sounds

Consonants stretchy

f	l	m	n	r	s	v	z	sh	th	ng
										nk

Consonants bouncy

b	c	d	g	h	j	p	qu	t	w	x	y	ch
	k											

Vowels bouncy

a	e	i	o	u	ay	ee	igh	ow
---	---	---	---	---	----	----	-----	----

Vowels stretchy

oo	oo	ar	or	air	ir	ou	oy
----	----	----	----	-----	----	----	----

# Complex Speed Sounds Chart

Complex Speed Sounds												
Consonant sounds												
f	l	m	n	r	s	v	z	sh	th	ng		
ff	ll	mm	nn	rr	ss	ve	zz	ti		nk		
ph	le	mb	kn	wr	se		s	ci				
					c		se					
					ce							
b	c	d	g	h	j	p	qu	t	w	x	y	ch
bb	k	dd	gg		j	pp		tt	wh			tch
	ck				g							
	ch				ge							
					dge							
Vowel sounds												
a	e	i	o	u	ay	ee	igh	ow				
	ea				a-e	y	i-e	o-e				
					ai	ea	ie	oa				
						e	i	o				
							y					
oo	oo	ar	or	air	ir	ou	oy	ire	ear	ure		
o-e			oor	are	ur	ow	oi					
ue			ore		er							
ew			aw									
			au									

# Fred Talk

- ❖ Fred the Frog helps us to learn our sounds!
- ❖ He only speaks in sounds!
- ❖ He helps the children listen to the sounds and begin to blend the words without reading them.



# Word Time

- Fred is not the only way we teach children to blend sounds.
- We use the letter cards and magnetic letters.
- Once the children are confident with blending to read CVC words, they move on to longer words CCVC or CVCC with double consonants – these are ‘Green Words’ because they can be ‘Fred Talked.’
- Nonsense or Alien words are also introduced.
- The children also learn to read words that they will come across in the text they will read in the next part of the lesson.



# Read Write Inc. Language

My Turn, Your Turn

Fred Talk

Special Friends

Read the Word

Fred in your Head

Speedy Reading

# Word Time Cards – Green Words

- Double sided
- Dots and dashes – 1 sound on it's own or special friends
- Dots and dashes side – used for Fred Talk and Fred in your Head
- Word on it's own side – used for speedy reading
- New words are introduced every day and then revisited frequently

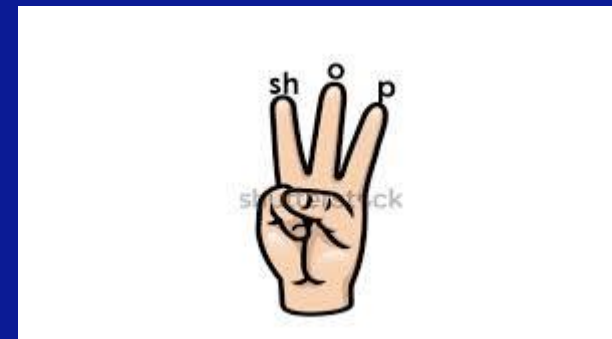

# Red Words

- Red words are common words, used regularly in speech, which have exceptions to the phonics rules!
- In the past we have taught children the saying 'You Can't Fred A Red' but this has now changed.
- The children are provided with strategies to sound-blend and identify 'grotty graphemes' that don't follow the rules.
- Dots, dashes and circles

# Writing Sounds / Words

- Once the children have learnt to read enough sounds to form CVC words like cat, pin, peg, dot then they will be encouraged to write these down. They will be asked to 'pinch' the sounds on their fingers. We call this "Using our Fred Fingers".

- Fred is back!
- 'Hold a Sentence' will be on the 4<sup>th</sup> day



# Assessments

- In Reception and KS1, children's recognition of sounds and ability to blend and read words is checked half termly using the *Read, Write Inc* assessments.
- These assessments are then used to group the children so the lesson can be more targeted at where your child is at.
- At present we have 3 teaching groups in Reception.

# Reading Books

- This is where we need **your help**.
- RWI only gives children books that contain the sounds they know.
- They read a book in class with a partner. This book is matched to the sounds they know.
  
- They read the book 3 times:
  - First read – decoding
  - Second read – fluency
  - Third read – comprehension
  
- This book will be sent home after the third read to practise, along with a RWI Book Bag Book – this will either match the book they have read in class or will be a ‘last or past’ book.

# Reading Books cont'd..

- ❖ The books do not look very exciting but the aim of the programme is to **build basic skills** and **confidence**.
- ❖ **Reading for pleasure is vital though and children must experience the joy of a great book!**
- ❖ To help the children to build basic skills, grow in confidence and enjoy reading, your child will bring home a selection of reading books and word work every week.

# Home Learning

- ❖ **All children** will be given home learning matched to the RWI level they are working within.

The home learning will consist of:

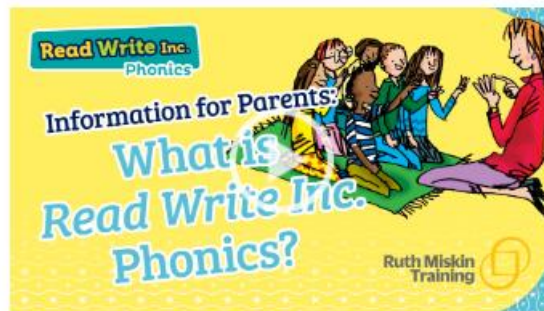
- ✓ 1 'Photocopiable Ditty' story a day **OR**  
2 RWI books to practise (after the 3<sup>rd</sup> read)
- ✓ A book to share and enjoy (this will need to be read to them by an older sibling or adult)
  - ✓ Speed sounds book
  - ✓ Handwriting rhyme sheet – where applicable
- ✓ Green and Red words – once your child starts on the 'Photocopiable Ditty' stories and beyond. These will come home on day 1 of a new book.



# Websites

The Ruth Miskin Portal has lots of information to help parents. They also post links on their website to story videos on YouTube.

<https://www.ruthmiskin.com/en/find-out-more/parents/>



Load more ↕

# Questions

