



Year 1

Parent Information Session

Mrs Reynolds and Mrs Rider-Forman

July 2025



back 2 school



prayer

"Dear Lord, use my eyes to  
*see* new friends.

Open my ears to *hear* my teacher.

Open my mind to *learn* new things.

Let my heart  
*remember* YOU are near  
when I'm afraid.

Help me to *love* others like you do.

I want to  
*shine* your light so bright in my school."

*Amen.*

© Courtney DeFeo

Follow us on X and Facebook for regular updates  
@stgandtschool

← **stgandtschool**  
104 Tweets



**stgandtschool**  
@stgandtschool

Faith - We live it, We love it, We learn it.

📍 Bentley Heath, Solihull 🔗 [stgandt.solihull.sch.uk](http://stgandt.solihull.sch.uk) 📅 Joined May 2020

67 Following 59 Followers

Follow

# Timetable (subject to change)



## St George and St Teresa School Timetable.



### Year 1

Day	8.40 – 9.00	9.00 – 9.15	9.15 – 10.15	10.15-10.30	10.30-10.55	10.55-12.00	12.00 – 1.00	1.00 - 1.15	1.15-2.15	2.15 - 3.15	3.15-3.30
Monday	Registration Morning work	Collective Worship Assembly	Maths	Break	Phonics	English	Lunch	Reg/Maths Mastery	R.E	Computing	Story time/ home time
Tuesday		Handwriting	Maths		Phonics	English		Reg/Maths mast	D & T	PSHE/RSE	Story time/ home time
Wednesday		KS 1 Assembly	PPA - RL PE – S Langford		Phonics	English		Handwriting	PPA - FRF PE- S Langford	Maths	Story time/ home time
Thursday		Class liturgy	Maths		Phonics	English		Reg/Maths Mastery	Art/Music	Science	Story time/ home time
Friday		Time to shine/ School Council	Maths		Phonics	English		Reg/Maths Mastery	Humanities	RE	Story time/ home time

*Faith. We love it. Live it and Learn it.*

# Curriculum Map

St George and St Teresa Catholic Primary School

"We live it, love it and learn it"



**Year One**  
**Curriculum Map**  
**2024-2025**



	Autumn		Spring		Summer	
	Autumn 1	Autumn 2	Spring 1	Spring 2	Summer 1	Summer 2
Catholic Schools' Pupil Profile	Curious and active	Intentional and prophetic	Grateful and Generous	Attentive and Discerning	Compassionate and Loving	Faith-filled and Hopeful
Catholic Social Teaching	Stewards of Creation	Family and Community	Rights and Responsibilities	Options for the Poor and Vulnerable & Dignity of the Human Person	Dignity of Work	Solidarity and the Common Good
RE - Learning and Growing as the People of God	Unit A - Creation Unit B - Families & Celebrations Unit C - Prayer	Unit D - Advent Unit E - Christmas	Unit F - Jesus: Healer & Teacher Unit G - Forgiveness	Unit H - Lent Unit I - Holy Week	Unit J - Easter Unit K - Pentecost	Unit L - Sharing Jesus' Life Unit M - Following Jesus Today
PSHE/Life to the Full	Let the children come	God Loves you	Created to love others		Created to live in communities	
English Phonics & reading	Read Write Inc. Yellow, Orange, Pink, purple, green books Phonics, reading, writing, spelling & grammar		Read Write Inc. Blue, Yellow, orange, pink, purple books Phonics, reading & spelling		Read Write Inc. Grey, Blue, Yellow, orange, pink books Phonics, reading & spelling	
English Writing	<del>Cover Book</del> Julia Donaldson And Emily Gravett & Astro Girl Ken Wilson-Max	<del>I Want My Hat Back</del> Jon Klassen & Billy and the Beast Nadia Siobhan	<del>The Comet</del> <del>Jon Todd</del> Stanton & Leo and the Octopus Isabelle Moreau	<del>Stanley's Stick</del> John Hesketh and Neal Layton & Dinosaurs and all that Rubbish Michael Foreman	Friendship & Kindness Lost & Found Yeti & the Bird	Imagination & Creativity The Magic Bed John Burningham
Maths	Number - Place value within 10 Number - Addition and Subtraction within 10 Geometry - Shape		Number - Place value (within 20) Number - Addition and subtraction (within 20) Number - Place value (within 50) Measurement - Length and height Measurement - Mass and volume		Number - Multiplication and division Number - fractions Geometry - Position and Direction Number - Place value (within 100) Measurement - Money Measurement - Time	
Science	Everyday Materials	Autumn and Winter	Amazing Animals	Amazing Animals including humans	Spring and Summer	Common Plants
Art and Design	Painting and mixed media		Drawing making your mark		Sculpture and 3D	
Computing	Online safety	Improving mouse skills	Algorithms unplugged	Digital Imagery	Bee Bot	
Design and Technology		Textiles - Puppets		Structures Windmills		Food - Smoothies
Geography	My local Area				United Kingdom	
History		Toys in Time	Transport and Travel			Our Seaside Now and Then
Music	Pulse and rhythm - all about me		Music vocabulary - under the sea		Timbre and rhythmic patterns (Theme: Fairytales)	Pitch and tempo (Theme: Superheroes)
Physical Education	PE Fundamentals Games Multi-skills - Balls Skills	PE Dance Games Multi-skills - Sending & receiving	PE Gymnastics Games Multi-skills - Target Games	PE Team Building Games Multi-skills - Striking & Fielding	PE Athletics Games Multi-skills - Invasion games	PE Multi-skills - Net & Wall games Games Athletics - Sports Day


This is a useful document to discuss and prepare children for what is going to be taught in school

A copy of this will be on the school web site

These are also available on our school website

# Religious Education

<p><b>RE – Learning and Growing as the People of God</b></p>	<p><b>Unit A – Creation</b></p> <p><b>Unit B – Families &amp; Celebrations</b></p> <p><b>Unit C – Prayer</b></p>	<p><b>Unit D – Advent</b></p> <p><b>Unit E – Christmas</b></p>	<p><b>Unit F – Jesus: Healer &amp; Teacher</b></p> <p><b>Unit G – Forgiveness</b></p>	<p><b>Unit H – Lent</b></p> <p><b>Unit I – Holy Week</b></p>	<p><b>Unit J – Easter</b></p> <p><b>Unit K – Pentecost</b></p>	<p><b>Unit L – Sharing Jesus’ Life</b></p> <p><b>Unit M – Following Jesus Today</b></p>
--	--	--	---	--	--	---



# English



- In Year 1 we teach the children using the RWInc Ruth Miskin phonics programme. It teaches children to read accurately and fluently with good comprehension.
- They will need to practice the sounds that are sent home weekly via Class Dojo.
- We use Letter Join to teach handwriting. Presentation and correct letter formation will be a key focus for next year.

# Writing



- This writing scheme focuses on quality texts that are engaging and exciting for young writers at all levels. Each book will have corresponding writing activities that cover all writing aspects of the National Curriculum in English.

## Book 2—The Comet by Joe Todd-Stanton

In this three-week Writing Root for *The Comet* by Joe Todd-Stanton, the children arrive to find a small, mysterious glowing object has landed. They share Nyla's story of life with her dad and write lists of the things Nyla loves to do in her home, But then dad has to move them to a city to take a new job: everything feels different and strange. Nyla writes to the children to ask for advice, to which the children respond. When Nyla catches sight of a comet, there is a moment of joy and the children explore movement by writing a poem using verbs. They write in role as Nyla and then explore sayings about the theme of home to write a description. They finish exploring the theme of home through creating noun phrases to weave into commands, written in the form of a recipe. After orally retelling the story of *The Comet*, the children plan their own version before drafting, editing and publishing *The Shooting Star*.

### Outcomes:

Posters, letters of advice, poems, descriptions, writing in role, recipes

### Main Outcome:

Own version narrative



## Parent guide to Read Write Inc. Phonics - Oxford Owl

[phonics pure sounds video - Oxford Owl](#)

[phonics pure sounds video - Oxford Owl](#)

[www.oxfordowl.co.uk](http://www.oxfordowl.co.uk)

## Parent guide to Read Write Inc. Phonics - Oxford Owl



[Parent guide to Read Write Inc. Phonics - Oxford Owl](#)

Read Write Inc. – A guide for parents . Welcome to the Read Write Inc. page on Oxford Owl for Home. Read Write Inc. is a popular phonics scheme. Like all phonics schemes, it teaches children the sounds in English, the letters that represent them, and how to form the letters when writing.

[home.oxfordowl.co.uk](http://home.oxfordowl.co.uk)

# Reading

- Your child will read daily in RWI lessons. They will bring home the RWI book and Book bag book every 3 days, a Home Share book weekly and may also be able to use the school library.
- Encourage them to read for **at least** 20 minutes per day and discuss the content of their reading with you, including exploring unfamiliar vocabulary.
- Books to be returned on a **Monday** and the reading folder needs to be brought into school everyday.
- Please **record in the home school diary** the date they read the book and any other comments.



There is no app to  
replace your lap

READ TO YOUR CHILDREN

## Year 1 Common Exception Words

the  
a  
do  
to  
today  
of  
said  
says  
are  
were  
was

is  
his  
has  
I  
you  
your  
they  
be  
he  
me  
she  
we


no  
go  
so  
by  
my  
here  
there  
where  
love  
come  
some

one  
once  
ask  
friend  
school  
put  
push  
pull  
full  
house  
our

# National Assessment

## Phonics Screening Check

- To determine if children have learned to decode words using phonics to a level that meets an expected standard.
- Takes place in June 2026
- Children read a mixture of real and “alien” words





# Maths

	Week 1	Week 2	Week 3	Week 4	Week 5	Week 6	Week 7	Week 8	Week 9	Week 10	Week 11	Week 12
Autumn term	<p>Number</p> <h2>Place value</h2> <p>(within 10) FREE TRIAL</p> <p><a href="#">VIEW</a></p>					<p>Number</p> <h2>Addition and subtraction</h2> <p>(within 10)</p> <p><a href="#">VIEW</a></p>					<p>Geometry</p> <h2>Shape</h2> <p><a href="#">VIEW</a></p>	<p>Consolidation</p>
Spring term	<p>Number</p> <h2>Place value</h2> <p>(within 20)</p> <p><a href="#">VIEW</a></p>	<p>Number</p> <h2>Addition and subtraction</h2> <p>(within 20)</p> <p><a href="#">VIEW</a></p>			<p>Number</p> <h2>Place value</h2> <p>(within 50)</p> <p><a href="#">VIEW</a></p>	<p>Measurement</p> <h2>Length and height</h2> <p><a href="#">VIEW</a></p>	<p>Measurement</p> <h2>Mass and volume</h2> <p><a href="#">VIEW</a></p>					
Summer term	<p>Number</p> <h2>Multiplication and division</h2> <p><a href="#">VIEW</a></p>		<p>Number</p> <h2>Fractions</h2> <p><a href="#">VIEW</a></p>		<p>Geometry</p> <h2>Position and direction</h2> <p><a href="#">VIEW</a></p>	<p>Number</p> <h2>Place value</h2> <p>(within 100)</p> <p><a href="#">VIEW</a></p>	<p>Measurement</p> <h2>Money</h2> <p><a href="#">VIEW</a></p>	<p>Measurement</p> <h2>Time</h2> <p><a href="#">VIEW</a></p>			<p>Consolidation</p>	

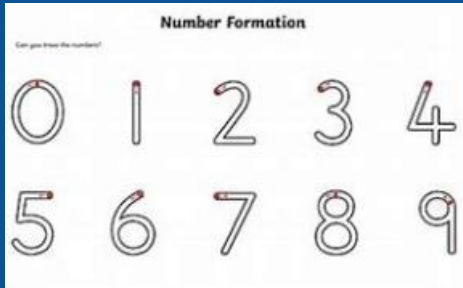
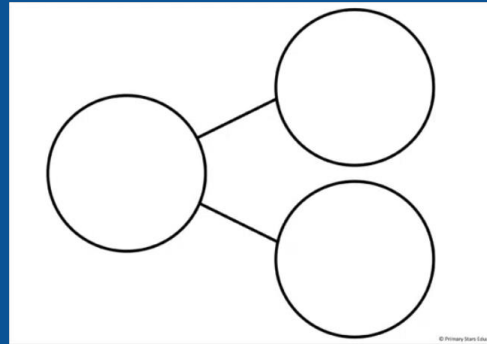
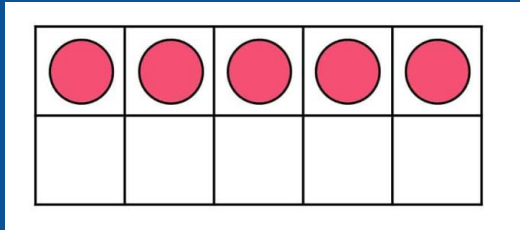
# Maths



- We follow the White Rose scheme.
- We will start the term with place value.
- Maths lessons are practical and academic.

## Concrete – Pictorial – Abstract

Research shows that all children, when introduced to a new concept, should have the opportunity to build competency.



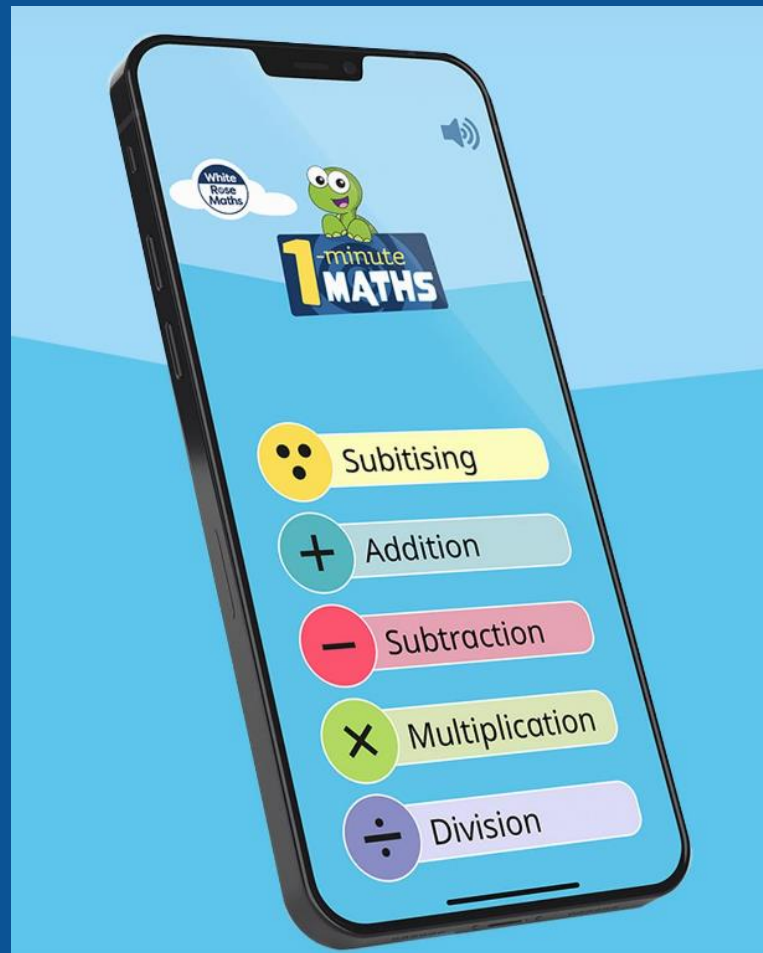
Here is a family.

An illustration of four children: a girl with glasses and a purple shirt, a boy with a green shirt, a boy with a red shirt, and a girl with glasses and a yellow shirt.

Can the family travel in a car that has 5 seats?  
How do you know?

A small circular logo in the bottom right corner of the page.

# White Rose app



# Uniform

Summer (Autumn 1, Summer 1 and 2)	Winter (Autumn 2, Spring 1 and 2)
Trousers – grey (not charcoal), straight-legged trousers/shorts	Trousers – grey (not charcoal), straight-legged trousers/shorts
Dress – blue checked	Skirt/Pinafore – grey (not charcoal)
Socks – grey or white Tights - grey	Socks – grey Tights - grey
Polo shirt – pale blue	Shirt/Blouse – blue shirt
	School tie
Cardigan / V neck jumper – royal blue	Cardigan / V neck jumper – royal blue
Shoes – black, practical, unbranded. Not trainers.	Shoes – black, practical, unbranded. Not trainers.

# P.E./Games Kit

Please ensure all kit is named!

- School hoodie (PE/Games and trips only)
- Gold school t-shirt
- Dark blue/Navy shorts (unbranded)
- White socks
- Tracksuit bottoms (navy or black, unbranded). Optional for cold weather.
- Trainers (Outdoor), Pumps (Indoor) – pumps can be left in school.

PE kits should be worn on the day they will be having their PE/Games lessons.

ABCDEFGHI



# Equipment

- Home School Diaries – please keep in a folder
- Reading book
- We encourage children to have their own small clear pencil case with pencil crayons and a named glue stick.
- Art/D&T shirt/apron to keep in drawer
- P.E./Games pump bag with shorts & pumps

# Snacks

- Fruit is provided for all children in KS1
- Drinks Please provide daily, a named bottle with water only. The bottle must have a sealable top that they know how to use. We have been asked **not** to supply children with cups if they forget their water bottles. There is always water at lunchtime.



# Homework

- Children should read every night.
- Spellings will be given every Tuesday with an associated test the following Monday.
- Retrieval homework based on previous learning will be given fortnightly on Fridays to support learning being embedded. This will be knowledge and skills based.
- If the children need extra support with their **handwriting**, books will be sent home.



# Online Safety

Part of  
Computing  
Curriculum

Sessions  
for  
parents/  
carers



## Know how to deal with bullies

Sadly there are people online who enjoy picking on other users. If you ever feel like you're being bullied online – by anyone, not just someone from school – talk to a trusted adult about it. Together, you can discuss possible steps, such as blocking or reporting the person who's targeting you.

## Manage online relationships wisely

Most people in a relationship chat to their partner online. Just be mindful that once you send a pic or message (even if it's private), you no longer control who else might see it. Messaging someone you've never actually met – and who might not be who they say – is definitely best avoided.

## React well to inappropriate content

When you're researching something online, there's always a chance of finding content that makes you feel uncomfortable or upset. If this happens, you can report it as inappropriate and (hopefully) get it taken down. Tell a trusted adult what happened: they'll help you decide what to do next.

## Report offensive in-game chat

If you game online with your mates, you'll know things can get competitive and heated on the in-game chat. Playing against people you don't know (especially if they're older) raises the risk of offensive comments and even threats. Our advice? Find out how to block or mute those bad losers.

## Learn to spot fake news

If you're looking into a topic for homework or a project, be careful not to get taken in by fake news: content that's deliberately created to mislead people. Check the story with credible sources, like the BBC or Sky News. Trust your instincts, too – if it seems too unbelievable to be true, it's probably fake.

## Keep it 'real' with online friends

Everyone enjoys adding friends and followers on social media. It's important, though, that the people you interact with online really are your friends. If they're just random people you've connected with to increase your contacts, you don't know if they could be trolls or bullies (or worse).



[www.nationalonlinesafety.com](http://www.nationalonlinesafety.com)



@natonlinesafety



/NationalOnlineSafety



@nationalonlinesafety

Users of this guide do so at their own discretion. No liability is entered into. Current as of the date of release: 01.09.2021



National  
Online  
Safety®

#WakeUpWednesday

**Any problems or concerns please contact us, either at the end of the day or by school e-mail.**

**We will get back to you as soon as possible.**

